

Aftermarket Anti-Lock Braking Systems (ABS) Catalog



Haldex North America

(L20243)



haldex.com

Competitor Products and Trademarks: In addition to Haldex's own products, Haldex remanufactures the products of various other companies in the industry ("competitor products") including the following brands: Carrier, Bendix, Ford, Caterpillar, Mack, Cummins, Detroit Diesel, CAT, WABCO, Meritor, Sealco, Primus, Voyager, Kenworth, Navistar, Peterbilt, Mack, GMC (General Motors), Chevy, Dodge, Ford, DDC, Isuzu, MAN, Mercedes, Navistar, Perkins, Renault, Crane, Delco, Leece- Neville, Motorola, Horton, Gold Top, Dayton, Sprague, Trico, Thermo-King, TRW, Saginaw, Hobourn/Eaton, Vickers, Fruehauf, Dana, Dana Spicer, Spicer, Dexter, Vibra Seal, SKF, NOVA Bus, New Flyer Bus, Easy-Stop, LIPE, Lucas Girling, and Eaton. All trade names and trademarks associated with those competitor products referenced in this catalog are the property of the respective competitors or their licensors. Haldex's use of the competitor names and marks is solely for the purpose of describing the origin of the products or intended use. None of these competitors are affiliated with Haldex, nor are we, our products or this catalog sponsored by them.

Important Notice

The products described within this literature, including without limitation, product features, specifications, designs, availability and pricing are subject to change by Haldex and its subsidiaries at any time without notice. This document and other information from Haldex, its subsidiaries and authorized distributors provide product and/or system options for further investigation by users having technical expertise. It is important that you analyze all aspects of your application and review the information concerning the product or system, in the current literature or catalog. Due to the variety of operating conditions and applications for these products or systems, the user, through their own analysis and testing, is solely responsible for making the final selection of the products and systems and assuring that all performance, safety and warning requirements are met.

Part Number to Page Number Index	02-03
General Information	
Forward	02-05
Trailer ABS Component Overview	02-06
Anti-Lock Braking Systems - Trailer	
ABS Kits	
2S/1M ABS Relay Valve Kits (Dollies and Single Axle Applications)	02-08
2S/1M FFABS Valve Kits (Multi-Axle Applications)	02-09
2S/1M ABS Relay Valve Kits (Multi-Axle Applications).....	02-10
4S/2M FFABS Kits (Primarily Competitive Changeout)	02-11
4S/2M ABS Relay or FFABS Valve Kits (New Trailer Builds)	02-12
ITCM FFABS Valve Kits (New or Replacement Installation)	02-13
ITCM Relay Valve Kits (New or Replacement Installation)	02-14
ABS ECU	
Upgrade Kits.....	02-15
PLC Select 1M and 2M	02-16
ITCM.....	02-17
ABS Valve	
Solenoid Kit	02-18
Adapter Cables (DIN and Pre-DIN Systems)	02-18
FFABS 2- and 4-Port Delivery	02-19
ABS Relay 2- and 4-Port Delivery	02-20
Power Adapters, Cables, Cords and Sensors	
Full Power Cables	02-21
Power Cord Extensions	02-22
Y Cable Adapters	02-22
ABS Looms (2S/1M PLC and 4S/2M PLC)	02-23
Sensor (90° and Straight Body)	02-24
Sensor Extensions (Universal)	02-25
ABS Valve Cable Extensions (DIN Systems)	02-26
Remote ABS Valve Cable (PLC Select 2M and PLC Select+ DIN Systems)	02-27
Auxiliary Interface Cables (PLC Select+)	02-27
CAN Cables (ITCM ABS).....	02-28
Trailer Roll Stability (TRS) Replacement Parts.....	02-29
Stability Module (Valve).....	02-30
Brake Monitoring System (BMS-2)	02-31
ABS Panels (Trailer and Dolly).....	02-32
Labels (ABS and TRS).....	02-33
Diagnostics and Displays	
ABS PLC Infocenter	02-33
ABS/TRS PC Diagnostic Kits.....	02-34

Anti-Lock Braking Systems - Trailer (cont'd)**Installation Components and Accessories**

ABS Trailer Lights and Components.....	02-35
ECU/Valve Brackets and Loom Clasps.....	02-35
Sensor Accessories, Blocks and Exciter Rings.....	02-36
Miscellaneous ABS Components	02-37

Anti-Lock Braking Systems - Truck/Tractor/Bus

ABS Converter Cables (WABCO Style).....	02-38
All Makes Sensor Accessories (Haldex, WABCO, Bosch).....	02-38

Remanufactured WABCO Style ABS Valves

Rear Axle Valve Packs	02-39
Relay Valve for Valve Packs	02-41
Front Axle Valve Packs.....	02-42
Quick Release Valve for Valve Packs	02-43
Automatic Traction Control (ATC) Valve.....	02-43
Modulator Valves.....	02-44
ABS Valve and ECU Assemblies	02-45

Anti-Lock Braking Systems - Trailer OEM Assemblies

Service Valves and ECUs for OEM Assemblies	02-46
--	-------

Type "O" = OEM Part Number. Type "S" = Service Part Number.

Part #	Type	Page #	Part #	Type	Page #	Part #	Type	Page #	Part #	Type	Page #
015505209	O	02-35	300245AB	O	02-35	4725001210X	S	02-39	A1017316	S	02-35
015506209	O	02-35	300558B	O	02-34	4725001220X	S	02-39	A2020109	S	02-36
059512309	O	02-38	300569CB	O	02-31	4725001230X	S	02-39	A30063438	S	02-31
100469E	O	02-36	300634CH	O	02-31	4725001240X	S	02-40	A59512309	S	02-38
100469E	O	02-38	364094001	O	02-24	4725001250X	S	02-40	A902700	S	02-36
100469F	O	02-36	364094041	O	02-24	4725002030X	S	02-40	A902700	S	02-38
100469F	O	02-38	364094051	O	02-24	4725002220X	S	02-40	A902701	S	02-36
100469H	O	02-36	364094061	O	02-24	4725002230X	S	02-40	A902701	S	02-38
100469H	O	02-38	364094071	O	02-24	4725002240X	S	02-40	A902702	S	02-36
100696AG	O	02-37	364094081	O	02-24	4725002250X	S	02-40	A902702	S	02-38
101731F	O	02-35	364094091	O	02-24	4725003000X	S	02-42	A906960	S	02-37
101931ZZ	O	02-33	364094101	O	02-24	4725003010X	S	02-42	A920802	S	02-36
102008HM	O	02-35	364094111	O	02-24	4725003020X	S	02-42	A920805	S	02-35
102008HP	O	02-35	364094121	O	02-24	4725003200X	S	02-42	A920808	S	02-35
102008WN	O	02-36	364140111	O	02-20	4725003210X	S	02-42	A920811	S	02-35
102700C	O	02-36	364140112	O	02-20	4725003220X	S	02-42	A920813	S	02-35
102700C	O	02-38	364141111	O	02-20	600384G	O	02-29	A920814	S	02-35
200817AL	S	02-36	364141112	O	02-20	600384G	O	02-33	A993107	S	02-33
200817AL	O	02-36	364318001	O	02-20	814001312	O	02-27	A993108	S	02-29
201120HC	O	02-31	364528001	O	02-24	814004401	O	02-29	A993108	S	02-33
201120HD	O	02-31	364528011	O	02-24	814004411	O	02-29	AL10271914	S	02-24
201186RA	O	02-21	364528051	O	02-24	814004421	O	02-29	AL10271915	S	02-24
201186RB	O	02-21	364533001	O	02-27	814010101	O	02-29	AL1027196	S	02-24
201186RC	O	02-21	364533011	O	02-27	814010101	O	02-34	AL1027197	S	02-24
201186RD	O	02-21	364533021	O	02-27	814011001	O	02-28	AL1027198	S	02-24
201186RG	O	02-21	364533031	O	02-27	814019001	O	02-29	AL10901	S	02-23
201186SA	O	02-31	364543001	O	02-26	814030011	O	02-28	AL10906	S	02-23
201198BA	O	02-25	364543011	O	02-26	814037001	O	02-28	AL2030012	S	02-34
201198BB	O	02-25	364543021	O	02-26	814037011	O	02-28	AL230010	S	02-34
201198BC	O	02-25	364543031	O	02-26	814037021	O	02-28	AL230011	S	02-34
201198BD	O	02-25	364543041	O	02-26	814037031	O	02-28	AL301221	S	02-22
201198BE	O	02-25	364544001	O	02-21	814037041	O	02-28	AL301221	S	02-22
201198BF	O	02-25	364619001	O	02-30	814037051	O	02-28	AL364040	S	02-20
201198BG	O	02-25	4005001010KX	S	02-45	814038001	O	02-28	AL364041	S	02-20
201198BH	O	02-25	4005001010X	S	02-45	814038101	O	02-28	AL364045	S	02-20
201198BJ	O	02-25	4005001020X	S	02-45	815012011	S	02-29	AL364046	S	02-20
201198BK	O	02-25	4005001030X	S	02-45	815012011	O	02-29	AL364053	S	02-24
201198BL	O	02-25	4005001040X	S	02-45	833002001	O	02-29	AL364061	S	02-24
201198BM	O	02-25	4008506020X	S	02-45	834005001	O	02-29	AL364062	S	02-24
201199PA	O	02-22	409000A	O	02-23	835005001	O	02-29	AL364063	S	02-24
201199PB	O	02-22	409000AA	O	02-23	8946011322K	S	02-38	AL364068	S	02-24
201199PD	O	02-22	409000CA	O	02-23	8946011322K	S	02-39	AL364069	S	02-24
201199PF	O	02-22	4721707910X	S	02-43	8946011322K	S	02-40	AL364070	S	02-24
201199PG	O	02-22	4721707970X	S	02-43	8946011332K	S	02-38	AL364071	S	02-24
201199SA	O	02-27	4721950050X	S	02-44	8946011332K	S	02-39	AL364080	S	02-20
201199SB	O	02-27	4721950330X	S	02-45	8946011332K	S	02-40	AL364431	S	02-29
201200BA	O	02-16	4721950520X	S	02-44	8946062752K	S	02-45	AL40900	S	02-23
201200BB	O	02-16	4721950760X	S	02-44	9730110210X	S	02-41	AL430614	S	02-19
201200BC	O	02-16	4721950770X	S	02-44	9730110220X	S	02-41	AL430620	S	02-19
201200BD	O	02-16	4721950780X	S	02-44	9730110230X	S	02-41	AL430624	S	02-19
201200CA	O	02-17	4721950790X	S	02-44	9730110240X	S	02-41	AL430644	S	02-19
201200CB	O	02-17	4721950800X	S	02-44	9730110250X	S	02-41	AL430664	S	02-19
201200CC	O	02-17	4721950810X	S	02-44	9730110260X	S	02-41	AL430666	S	02-19
201200CD	O	02-17	4721950820X	S	02-44	9730110270X	S	02-41	AL430668	S	02-19
201200DA	O	02-17	4721950830X	S	02-44	9730110280X	S	02-41	AL430670	S	02-19
202010J	O	02-36	4725001000X	S	02-39	9735001040X	S	02-43	AL430672	S	02-19
202028AB	O	02-16	4725001010X	S	02-39	9735001050X	S	02-43	AL56000	S	02-30
202028BC	O	02-16	4725001020X	S	02-39	9735001060X	S	02-43	AL833000	S	02-29
203001	O	02-34	4725001030X	S	02-39	A027533909	S	02-36	AL9019902	S	02-22
203001B	O	02-34	4725001200X	S	02-39	A027534009	S	02-36	AL908606	S	02-21

Type "O" = OEM Part Number. Type "S" = Service Part Number.

Part #	Type	Page #	Part #	Type	Page #	Part #	Type	Page #	Part #	Type	Page #
AL918602	S	02-21	AL929833	S	02-28	AQ994308	S	02-32	SN154GH	O	02-32
AL918603	S	02-21	AL929834	S	02-28	AQ994309	S	02-32	SN158DN	S	02-29
AL918604	S	02-21	AL929835	S	02-28	AQ994310	S	02-32	SN158DN	O	02-29
AL918605	S	02-21	AL929836	S	02-28	AQ994311	S	02-32	SN158DN	S	02-34
AL919336	S	02-16	AL955804	S	02-34	AQ994312	S	02-32	SN158DN	O	02-34
AL919338	S	02-16	AL956112	S	02-29	AQ994313	S	02-32	SN25009A	O	02-31
AL919339	S	02-16	AL956113	S	02-29	AQ994314	S	02-32	SN2605B	O	02-15
AL919340	S	02-16	AL956113	S	02-34	AQ994315	S	02-32	SN2632AA	O	02-15
AL919341	S	02-16	AL956114	S	02-29	AQ994316	S	02-32	SN2633BA	O	02-30
AL919342	S	02-16	AL956115	S	02-29	AQ994317	S	02-32	SN2633BB	O	02-30
AL919346	S	02-18	AL956116	S	02-29	N4299AJ	O	02-32	SN2634	O	02-37
AL919347	S	02-18	AL956117	S	02-29	N4299AK	O	02-32	SN2641TC	O	02-15
AL919348	S	02-17	AL95694	S	02-31	N4299AL	O	02-32	SN2900KA	O	02-17
AL919349	S	02-17	AQ15457	S	02-37	N4299BE	O	02-32	SN2900KB	O	02-17
AL919350	S	02-17	AQ15458	S	02-37	N4299BG	O	02-32	SN4021TB	O	02-24
AL919351	S	02-17	AQ15463	S	02-35	N4299BM	O	02-32	SN5000A	O	02-34
AL919352	S	02-17	AQ15473	S	02-37	N4299BN	O	02-32			
AL919353	S	02-17	AQ15474	S	02-37	N4299BS	O	02-32			
AL919354	S	02-17	AQ15500	S	02-37	N4306BD	O	02-19			
AL919800	S	02-25	AQ15854	S	02-34	N4306CD	O	02-19			
AL919801	S	02-25	AQ15855	S	02-33	N4306DD	O	02-19			
AL919802	S	02-25	AQ15900	S	02-34	N4306FD	O	02-19			
AL919803	S	02-25	AQ25000	S	02-31	N4306HA	O	02-19			
AL919804	S	02-25	AQ40213	S	02-24	N4306JB	O	02-13			
AL919805	S	02-25	AQ49525	S	02-18	N4306JB	O	02-14			
AL919806	S	02-25	AQ960208	S	02-09	N4306JD	O	02-19			
AL919807	S	02-25	AQ960502	S	02-15	N4306KB	O	02-13			
AL919808	S	02-25	AQ960503	S	02-10	N4306KB	O	02-14			
AL919809	S	02-25	AQ960505	S	02-08	N4306KD	O	02-19			
AL919810	S	02-25	AQ960510	S	02-10	N4306LB	O	02-13			
AL919811	S	02-25	AQ960514	S	02-10	N4306LB	O	02-14			
AL919819	S	02-26	AQ960515	S	02-10	N4306LD	O	02-19			
AL919820	S	02-26	AQ960802	S	02-09	N4306MB	O	02-13			
AL919821	S	02-26	AQ961110	S	02-37	N4306MB	O	02-14			
AL919822	S	02-26	AQ961402	S	02-09	N4306MD	O	02-19			
AL919823	S	02-26	AQ961404	S	02-09	N9001AA	O	02-10			
AL919900	S	02-22	AQ963002	S	02-11	N9001JB	O	02-09			
AL919901	S	02-22	AQ963004	S	02-12	N9001ZA	O	02-10			
AL919903	S	02-22	AQ963005	S	02-12	N9002A	O	02-12			
AL919904	S	02-22	AQ963011	S	02-11	N9002AB	O	02-12			
AL920809	S	02-36	AQ963013	S	02-12	N9002JB	O	02-11			
AL920809	S	02-38	AQ963014	S	02-12	N9002JB	O	02-12			
AL920810	S	02-36	AQ964110	S	02-15	N9002JD	O	02-11			
AL920810	S	02-38	AQ964111	S	02-15	N9002JD	O	02-12			
AL922823	S	02-27	AQ965001	S	02-13	N9004AA	O	02-14			
AL929817	S	02-27	AQ965002	S	02-14	N9004AA	O	02-14			
AL929818	S	02-27	AQ965003	S	02-14	N9004AB	O	02-14			
AL929819	S	02-27	AQ965004	S	02-13	N9004BA	O	02-13			
AL929820	S	02-27	AQ965005	S	02-13	N9004BA	O	02-13			
AL929821	S	02-27	AQ965006	S	02-13	N9004BB	O	02-13			
AL929822	S	02-27	AQ965100	S	02-14	N9004C	O	02-14			
AL929824	S	02-31	AQ965101	S	02-14	N9004C	O	02-14			
AL929825	S	02-31	AQ965102	S	02-13	N9004CA	O	02-13			
AL929826	S	02-31	AQ965103	S	02-13	N9004CA	O	02-13			
AL929827	S	02-28	AQ965104	S	02-14	N9004CB	O	02-13			
AL929828	S	02-28	AQ968400	S	02-30	SN154EG	O	02-37			
AL929829	S	02-28	AQ968401	S	02-30	SN154EH	O	02-37			
AL929830	S	02-28	AQ994305	S	02-32	SN154FC	O	02-35			
AL929831	S	02-28	AQ994306	S	02-32	SN154GC	O	02-37			
AL929832	S	02-28	AQ994307	S	02-32	SN154GD	O	02-37			

PURPOSE OF THIS SECTION

This section is designed as a reference for Haldex new and remanufactured air brake system components and accessories, sold under the Haldex, Midland and Like-Nu brands. Products described include all pertinent information needed to replace and OEM installed component or to help design an original installation. If there is a service number for a given part, it is noted in the product number table.

DESIGN FLEXIBILITY

The products presented in this section are described by function and usage. Technical data and mounting configurations are also provided. Throughout this section, reference is made to numerous specific OEM applications. This section is not, however, intended to be a mutually exclusive listing of all part numbers and designs available. Should the need for a design not presented occur, contact your Haldex Sales Professional for additional information.

WARRANTY INFORMATION

Proper service and repair are important to the safe, reliable operation of any motor vehicle. To prevent personal injury and/or vehicle damage, careful and cautious service procedures recommended by the vehicle manufacturer should be followed by anyone servicing a motor vehicle. For details of warranty of Haldex air brake system components and accessories, refer to L20221W Aftermarket Warranty Policy (www.haldex.com). For warranty returns, use L90005 Warranty Adjustment Form. Available online (www.haldex.com) and by contacting customer service to order L90005 (800-643-2374).

ORDERING PROCEDURE

Most customers can place electronic orders on the Haldex website (www.haldex.com) by obtaining a user name and password or by using EDI. For additional information about electronic orders or to place an order by phone or fax, contact Customer Service in the U.S. or Canada:

U.S. Customer Service

Phone: 800-643-2374
Fax: 800-533-1941
Mail: Haldex Brake Products Corporation
Attn: Customer Service Department
10715 NW Airworld Drive
Kansas City, MO 64153

Canada Customer Service

Phone: 800-267-9247
Fax: 519-621-3924
Mail: Haldex Limited/Haldex Limitee
Attn: Customer Service Department
500 Pinebush Road, Unit 1
Cambridge, ON N1T 0A5 CANADA

Copyright 2018
Haldex Brake Products Corporation
10930 N. Pomona Avenue
Kansas City, MO 64153

All rights reserved.
Materials may only be reproduced with written permission of Haldex.

Haldex Trailer ABS Systems utilize many common valve and sensor components in all our ABS product offerings. Loom Assemblies and Electronic Control Units (ECU) will vary by ABS family. The illustrations below are representative of five families of product offerings. System identification and components reference can easily be found using these illustrations. Application notes are included in the catalog pages to aid in accurate service requirements. See ABS Service/Installation Manual L30041 for specific component usage.

Haldex ECU and Looms have mating connectors (numbers of pins and keys). Please exercise caution when replacing these items and follow the catalog references carefully. Contact your Haldex Representative if additional information is required.

ECU Platforms



PLC Select 1M ECU
(AL919338)



ITCM ECU
(AL919348)

ABS Valve Platforms




FFABS Valve
(AL430670)



ABS Relay Valve
(AL364040)

Requires separate Spring Brake Control Valve such as Haldex N34031A.


Sensor Components



ABS Cables



Optional Power Cord Components



Optional Miscellaneous Components



2S/1M ABS Relay Valve Kits
Dollies and Single Axle Applications



Features:

- New trailer and competitive replacements
- Cost-effective solution for competitive system changeout
- ECU and ABS Valve designed to be serviced separately

Specifications:

ECU Design: PLC Select
Valve Type: ABS Relay

Notes:

- 1) ABS Relay Valve system requires an additional separate spring brake control valve, such as Haldex KN26120 (N34031A).
- 2) DO NOT use this kit to replace the Haldex Full Function ABS (FFABS) System.
- 3) Most ABS maintenance involves Wheel-end Sensors. Haldex recommends that Wheel-end Sensors be replaced when replacing or upgrading the ABS System.

Service Part No.	Product Description	ECU/Valve Part No.	Valve Specifications	Kit Contents other than Valve/ECU Assemblies	OEM Part Number
AQ960505	2S/1M ABS Relay Valve Kit	N9001A	2-Port, 1/2" Reservoir Port, 12V, 3/8" Control Port, 3/8" Delivery Port	6.0M Power Cord Extension 2.5M Sensors (90°) and Clips	-

2S/1M FFABS Valve Kits

New Trailer Solutions / Multi-Axle Applications



AQ960208 Shown

Features:

- For non-steer axles
- Patented FFABS Valve with integral Spring Brake Control function
- Pre-installed Reservoir Nipple with swivel and lock-nut feature assures easy servicing
- ECU and ABS Valve designed to be serviced separately

Specifications:

ECU Design: PLC Select
 Valve Type: FFABS

Notes:

- 1) Kit content varies see chart below for details.
- 2) Most ABS maintenance involves Wheel-end Sensors. Haldex recommends that Wheel-end Sensors be replaced when replacing or upgrading the ABS System.

Service Part No.	Product Description	ECU/Valve Part No.	Valve Specifications	Kit Contents other than Valve/ECU Assemblies	OEM Part Number
AQ960208	2S/1M FFABS Valve Kit	N9001JB	4-Port, Dual Nipple 1/2" & 3/4", 12V, 3/8" Ports Spring Brake Priority	20M Power Cord with 12M ABS Lamp Lead; 2.5M Full Sensors (90°) and Clips	-
AQ960802	2S/1M FFABS Valve Kit	N9001JB	4-Port, Dual Nipple 1/2" & 3/4", 12V, 3/8" Ports Spring Brake Priority	20M Power Cord with 12M ABS Lamp Lead; ABS Light Kit, 2.5M Sensor Extensions	-
AQ961402	2S/1M FFABS Valve Kit	N9001JB	4-Port, Dual Nipple 1/2" & 3/4", 12V, 3/8" Ports Spring Brake Priority	2.5M Sensor Extensions	-
AQ961404	2S/1M FFABS Valve Kit	N9001JB	4-Port, Dual Nipple 1/2" * & 3/4", 12V, 3/8" Ports Spring Brake Priority	6.0M Power Cord Extension, 2.5M Sensor Extensions	-

2S/1M ABS Relay Valve Kits Multi-Axle Applications



AQ960503 Shown

Features:

- Competitive replacements
- For non-steer axles
- Cost-effective solution for competitive system changeout
- ECU and ABS Valve designed to be serviced separately

Specifications:

ECU Design: PLC Select
Valve Type: ABS Relay

Notes:

- 1) ABS Relay Valve system requires an additional separate spring brake control valve, such as Haldex KN26120 (N34031A).
- 2) DO NOT use this kit to replace the Haldex Full Function ABS (FFABS) System.
- 3) Kit content varies see chart below for details.
- 4) AQ960514 & AQ960515 replaces MBS1, MB S1P and MBS2 (MBS2 requires optional wheel-end hardware kits to upgrade installation from in-axle sensing: AQ15457 uses Sensor Blocks, AQ15458 uses Sensor Brackets).
- 5) Most ABS maintenance involves Wheel-end Sensors. Haldex recommends that Wheel-end Sensors be replaced when replacing or upgrading the ABS System.

Service Part No.	Product Description	ECU/Valve Part No.	Valve Specifications	Kit Contents other than Valve/ECU Assemblies	OEM Part Number
AQ960503	2S/1M ABS Relay Valve Kit	N9001AA	6-Port, 1/2" Reservoir Port, 12V, 3/8" Control Port, 3/8" Delivery Port	6.0M Power Cord Extension 3.0M Sensor Extensions	-
AQ960510	2S/1M ABS Relay Valve Kit	N9001AA	6-Port, 1/2" Reservoir Port, 12V, 3/8" Control Port, 3/8" Delivery Port	6.0M Power Cord Extension 2.0M Sensor Extensions	-
AQ960514	2S/1M ABS Relay Valve Kit for MBS WNC Changeout (Max)	N9001ZA	4-Port, 1/2" Reservoir Port, 12V, 3/8" Control Port, 3/8" Delivery Port, Special Mounting Bracket	6.0M Power Cord Extension 2.5M Sensors and Clips All Miscellaneous Hardware Required For Installation	-
AQ960515	2S/1M ABS Relay Valve Kit for MBS WNC Changeout (Lite)	N9001ZA	4-Port, 1/2" Reservoir Port, 12V, 3/8" Control Port, 3/8" Delivery Port, Special Mounting Bracket	6.0M Power Cord Extension 2.5M Sensors and Clips All Miscellaneous Hardware Required For Installation	-

4S/2M FFABS Valve Kits Primarily Competitive Changeout



AQ963002 Shown

Features:

- Cost effective solution for competitive system changeout
- Patented FFABS Valve with integral Spring Brake Control function
- Pre-installed Reservoir Nipple with swivel and lock-nut feature assures easy servicing
- ECU and ABS Valve designed to be serviced separately

Specifications:

ECU Design: PLC Select 2M
Valve Type: FFABS

Notes:

- 1) Kit content varies see chart below for details.
- 2) Most ABS maintenance involves Wheel-end Sensors. Haldex recommends that Wheel-end Sensors be replaced when replacing or upgrading the ABS System.

Service Part No.	Product Description	ECU/Valve Part No.	Valve Specifications	Kit Contents other than Valve/ECU Assemblies	OEM Part Number
AQ963002	4S/2M FFABS Valve Kit for Tri-Axles	N9002JD	4-Port, Dual Nipple 1/2" & 3/4", 12V, 3/8" Ports Spring Brake Priority	6.0M Power Cord Extension 1.5M & 2.5M Sensor Ext. 2-Port Relay Valve 2.0M Relay Valve Cable Hose Clips, Cable Grips, Labels	-
AQ963011	4S/2M FFABS Valve Kit for Tandem Axles	N9002JB	2-Port, Dual Nipple 1/2" & 3/4", 12V, 3/8" Ports Spring Brake Priority	6.0M Power Cord Extension 1.5M & 2.5M Sensor Ext. 2-Port Relay Valve 2.0M Relay Valve Cable Hose Clips, Cable Grips, Labels	-

4S/2M ABS Relay Valve or FFABS Valve Kits
New Trailer Build Solutions



AQ963005 Shown

Features:

- ECU and ABS Valve designed to be serviced separately

Specifications:

ECU Design: PLC Select 2M
Valve Type: ABS Relay or FFABS

Notes:

- 1) ABS Relay Valve system requires an additional separate spring brake control valve, such as Haldex KN26120 (N34031A).
- 2) Kit content varies see chart below for detail.
- 3) Most ABS maintenance involves Wheel-end Sensors. Haldex recommends that Wheel-end Sensors be replaced when replacing or upgrading the ABS System.

Service Part No.	Product Description	ECU/Valve Part No.	Valve Specifications	Kit Contents other than Valve/ECU Assemblies	OEM Part Number
AQ963004	4S/2M ABS Relay Valve Kit for Tandem Axles	N9002A	2-Port, 1/2" Reservoir Port, 12V, 3/8" Control Port, 3/8" Delivery Port	6.0M Power Cord Extension 1.5M & 2.5M Sensor Ext. 2-Port Relay Valve 2.0M Relay Valve Cable Hose Clips, Cable Grips, Labels	-
AQ963005	4S/2M ABS Relay Valve Kit for Tri-Axles	N9002AB	6-Port, 1/2" Reservoir Port, 12V, 3/8" Control Port, 3/8" Delivery Port	6.0M Power Cord Extension 2.0M & 3.0M Sensor Ext. 2-Port Relay Valve 2.0M Relay Valve Cable Hose Clips, Cable Grips, Labels	-
AQ963013	4S/2M FFABS Valve Kit for Tri-Axles	N9002JD	4-Port, Dual Nipple, 1/2" & 3/4", 12V, 3/8" Ports Spring Brake Priority	20M Power Cord with 12M ABS Lamp Lead 1.5M & 2.5M Sensor Ext. 2-Port Relay Valve Warning Lamp Kit Misc. Hardware & Labels	-
AQ963014	4S/2M FFABS Valve Kit for Tandem Axles	N9002JB	2-Port, Dual Nipple, 1/2" & 3/4", 12V, 3/8" Ports Spring Brake Priority	20M Power Cord with 12M ABS Lamp Lead 2.0M 90° Sensors 2.5M 90° Sensors 2-Port Relay Valve 2.0M Relay Valve Cable Warning Lamp Kit Misc. Hardware & Labels	-

ITCM FFABS Valve Kits New or Replacement Installation



AQ965004 Shown

Features:

- 2S/1M, 2S/2M, 4S/2M and 4S/3M ABS configurations
- Communication support includes CAN and PLC
- Patented FFABS Valve with integral Spring Brake Control function (additional valve required for 2M and 3M)
- Expanded Diagnostics and Fleet+

Specifications:


- ECU Design: ITCM ECU will support 1M, 2M and 3M applications
- Auxiliary: Up to six auxiliary plug in options
- CAN: Controller Area Network - SAE J1939 and ISO 11898

Notes:

- 1) ITCM includes expanded diagnostics.
- 2) Kit content varies see chart below for details.
- 3) Most ABS maintenance involves Wheel-end Sensors. Haldex recommends that Wheel-end Sensors be replaced when replacing or upgrading the ABS System.

Service Part No.	Product Description	ECU/Valve OEM Part No.	Valve Specifications	Kit Contents other than Valve/ECU Assemblies	OEM Part Number
AQ965102	ITCM FFABS Valve A7	N9004BA	4-Port FFABS (Spring Brake Priority)	Valve and ECU assembly only	N4306JB
AQ965103	ITCM FFABS Valve A7	N9004CA	4-Port FFABS (Service Brake Priority)	Valve and ECU assembly only	N4306KB
AQ965105	ITCM FFABS Valve A7	N9004BB	2-Port FFABS (Spring Brake Priority)	Valve and ECU assembly only	N4306LB
AQ965001	ITCM FFABS Valve Kit, A7 for Tri-Axle, 4S/2M	N9004BA	4-Port FFABS (Spring Brake Priority); 2-Port ABS Relay	6.0M Power Cord Extension 2.0M Relay Valve Cable 1.5M & 2.0M Sensor Ext. Second Relay Valve (2-Port) Hose Clips, Cable Grips	N4306JB
AQ965004	ITCM FFABS Valve Kit A7 for Tandem Axle, 4S/2M	N9004BB	2-Port FFABS (Spring Brake Priority), 2-Port ABS Relay	6.0M Power Cord Extension 2.0M Relay Valve Cable 1.5M & 2.5M Sensor Ext. Second Relay Valve (2-Port) Hose Clips, Cable Grips	N4306LB
AQ965005	ITCM FFABS Valve Kit A7 for Tri-Axles, 4S/2M	N9004CA	4-Port FFABS (Service Brake Priority); 2-Port ABS Relay	6.0M Power Cord Extension 2.0M Relay Valve Cable 1.5M & 2.5M Sensor Ext. Second Relay Valve (2-Port) Hose Clips, Cable Grips	N4306KB
AQ965006	ITCM FFABS Valve Kit A7 for Tandem Axle, 4S/2M	N9004CB	2-Port FFABS (Service Brake Priority); 2-Port ABS Relay	6.0M Power Cord Extension 2.0M Relay Valve Cable 1.5M & 2.5M Sensor Ext. Second Relay Valve (2-Port) Hose Clips, Cable Grips	N4306MB

**ITCM Relay Valve Kits
New or Replacement Installation**



AQ965002 Shown

Features:

- 2S/1M, 2S/2M, 4S/2M and 4S/3M ABS configurations
- Communication support includes CAN and PLC
- For non-steer axles. Additional valve required for 2M and 3M.)
- Expanded Diagnostics and Fleet+

Specifications:

ECU Design: ITCM ECU will support 1M, 2M and 3M applications

Auxiliary: Up to six auxiliary plug in options

CAN: Controller Area Network - SAE J1939 and ISO 11898

Notes:

- 1) ITCM includes expanded diagnostics.
- 2) Kit content varies see chart below for details.
- 3) Most ABS maintenance involves Wheel-end Sensors. Haldex recommends that Wheel-end Sensors be replaced when replacing or upgrading the ABS System.

Service Part No.	Product Description	ECU/Valve OEM Part No.	Valve Specifications	Kit Contents other than Valve/ECU Assemblies	OEM Part Number
AQ965100	ITCM Relay Valve A7	N9004AA	6-Port Reservoir Mount	Valve and ECU assembly only	N4306KB
AQ965101	ITCM Relay Valve A7	N9004AB	4-Port Reservoir Mount	Valve and ECU assembly only	N4306MB
AQ965104	ITCM Relay Valve A7	N9004C	2-Port Reservoir Mount	Valve and ECU assembly only	N4306JB
AQ965002	ITCM Relay Valve Kit A7 for TandemAxle, 4S/2M	N9004C	Two 2-Port ABS Relay Reservoir Mount	6.0M Power Cord Extension 2.0M Relay Valve Cable 1.5M & 2.0M Sensor Ext. Second Relay Valve (2-Port) Hose Clips, Cable Grips	N4306JB
AQ965003	ITCM Relay Valve Kit A7 for Tri-Axle, 4S/2M	N9004AA	One 6-Port and One 2-Port ABS Relay Reservoir Mount	6.0M Power Cord Extension 2.0M Relay Valve Cable 2.0M & 3.0M Sensor Ext. Second Relay Valve (2-Port) Hose Clips, Cable Grips	N4306LB

ABS ECUs Upgrade Kits



AQ964111 Shown

Features:

- Wheel-speed sensor and trailer power cord connect directly to ECU - no intermediate cables required
- Single fastener design assures easy serviceability
- Potted ECU enclosure provides excellent protection from the environment

Specifications:

PLC Select 1M Available to upgrade earlier
and 2M Kits: generation ECU platforms

Notes:

- 1) Upgrade to new technology PLC Select 1M or 2M (see below for details).
- 2) Most ABS maintenance involves Wheel-end Sensors. Haldex recommends that Wheel-end Sensors be replaced when replacing or upgrading the ABS System.

Service Part No.	Product Description	ECU Design	Kit Contents	OEM Part Number
AQ960502	ECU Upgrade Kit 2S/1M A8 for Single Axle and Dollie Applications	PLC Select	2.0M Power Cord Extension 3.0M Sensor Extensions PLC Select ECU and Bracket Power Cord End Kit	SN2605B
AQ964110	ECU Upgrade Kit 2S/1M A7 for Tandem and Multiple Applications	PLC Select	1.0M Power Cord Extension 0.5M Sensor Extensions PLC Select ECU and Bracket	SN2641TC
AQ964111	ECU Upgrade Kit 4S/2M for Multi-Axle Applications	2M PLC Select	2.0M Power Cord Extension 1.0M Sensor Extensions PLC Select 2M ECU and Bracket Power Cord End Kit Valve Relay Cable	SN2632AA

ABS ECUs

PLC Select 1M and 2M



AL919339 Shown

Features:

- Wheel-speed sensor and trailer power connect directly to ECU - no intermediate cables required
- Single fastener design assures easy serviceability
- Potted ECU enclosure provides excellent protection from the environment

Specifications:

PLS Select 1M: Supports all 2S/1M applications

PLC Select 2M: Supports all 4S/2M (or 2S/2M) applications

Notes:

- 1) PLC Select 1M and 2M Kits are available to upgrade earlier generation ECU platforms.
- 2) Post October 2009 Service Part Numbers incorporate DIN Style Solenoid Cable.
- 3) If replacing Pre-October 2009 ECU and replacing Valve Solenoid; use AL919347 Adapter Cable.

Service Part No.	Product Description	ECU Specification	ECU Dimensions	Application	OEM Part Number
AL919336	PLC Select Plus ECU 2S/1M	DIN 12V, SLH-A7	4 1/4" Height x 8" Width	Multi-Axle	202028BC
AL919338	PLC Select 1M ECU 2S/1M	DIN 12V, SLH-A7	4 1/4" Height x 5 1/2" Width	Multi-Axle (non-steer axles)	201200BA
AL919339	PLC Select 1M ECU 2S/1M	DIN 12V, SLH-A8	4 1/4" Height x 5 1/2" Width	Dollies and single axle	201200BB
AL919340	PLC Select 1M ECU 2S/1M	DIN 12V, SLH-A7	4 1/4" Height x 5 1/2" Width with .675MM Valve Cable Lead	Multi-Axle (non-steer axles)	201200BC
AL919341	PLC Select 1M ECU 2S/1M	DIN 12V, SLH-A8	4 1/4" Height x 5 1/2" Width with .675MM Valve Cable Lead	Dollies and single axle	201200BD
AL919342	PLC Select 2M ECU 2S/2M and 4S/2M	DIN 12V, SLH-A7	4 1/4" Height x 8" Width	Multi-Axle	202028AB

ABS ECUs

Intelligent Trailer Control Module (ITCM)



AL919353 Shown

Features:

- PLC Select Low/High technology, 12V power
- Self-configurable and flash upgradable
- 2S/1M, 2S/2M, 4S/2M and 4S/3M ABS configurations
- Communication support includes CAN and PLC
- Single fastener design assures easy serviceability
- Potted ECU enclosure provides excellent protection from the environment
- Expanded Diagnostics and Fleet+

Specifications:

- Dimensions: 4 1/2" Height x 8" Wide
- Applications: ITCM ECU supports 1M, 2M and 3M
- Auxiliary: Up to six auxiliary plug in options
- Communication: Power Line Carrier (PLC)
Trailer 7-Way
Controller Area Network (CAN)
SAE J1939 and ISO 11898

Notes:

- 1) Upgrade any Haldex ABS platform.
- 2) Expanded Diagnostics platform available.
- 3) Bracket sold separately, use Part Number A920813.

Service Part No.	Product Description	ECU Specification	Application	Notes	OEM Part Number
AL919348	ECU Only	DIN 12V, SLH-A7	Multi-Axle	-	201200CA
AL919349	ECU Only	DIN 12V, SLH-A8	Dollies and single axle	-	201200CB
AL919350	ECU Only	DIN 12V, SLH-A7	Multi-Axle	.675MM Valve Cable Included	201200CC
AL919351	ECU Only	DIN 12V, SLH-A8	Dollies and single axle	.675MM Valve Cable Included	201200CD
AL919352	ECU Only	DIN 12V, SLH-A8	Dollies and single axle	With BMS-3	201200DA
AL919353	ECU and Bracket	DIN 12V, SLH-A7	Multi-Axle	Bracket Included	SN2900KA
AL919354	ECU and Bracket	DIN 12V, SHL-A8	Dollies and single axle	Bracket Included	SN2900KB

ABS Valves
Solenoid Kit



Service Part No.	Product Description	Application	Notes	OEM Part Number
AQ49525	ABS Solenoid Kit	12V, 24MM Electrical Connector	Includes new mounting hardware, check ball, DIN solenoid and adapter cable	-

Power Adapters, Cables and Cords
Adapter Cables - DIN and Pre-DIN Systems



Service Part No.	Product Description	Length	OEM Part Number
AL919346	ABS Adapter Cable - Pre-DIN ECU to DIN Solenoid	6"	364542001



Service Part No.	Product Description	Length	OEM Part Number
AL919347	ABS Adapter Cable - DIN ECU to Pre-DIN Solenoid	6"	364544001

ABS Valves FFABS 2-Port and 4-Port Delivery



AL430670 Shown

Features:

- Patented FFABS Valve with integral Spring Brake control function
- Pre-installed reservoir nipple with swivel and lock-nut feature assures easy serviceability
- FFABS valves are standard with filters in both the Control and Supply Ports
- Production part number is embossed on metal tag

Specifications:

2-Port FFABS Valve:	Single axle application (either 2S/1M or 2S/2M)
4-Port FFABS Valve:	Multiple axle application (2S/1M) and two or more axles (4S/2M)

Notes:

- 1) ECU and bracket may need to be transferred from existing valve.
- 2) Black exhaust cover is Service Brake Priority. Gray exhaust cover is Spring Brake Priority.
- 3) Post November 2009 Service Part Numbers shipped with adapter cable for pre-DIN ECU.

Service Part No.	Valve Type	Application	Voltage	Res. Port	Cont. Port	Del. Port	Notes	OEM Part Number
AL430614	4-Port FFABS	Multiple-Axle 2S/1M 3 or More Axles 4S/2M	12V	3/8"	3/8"	3/8"	1/2" & 3/4" Nipple, Service Brake Priority	N4306CD
AL430620	4-Port FFABS	Multiple-Axle 2S/1M 3 or More Axles 4S/2M	24V	3/8"	3/8"	3/8"	1/2" & 3/4" Nipple, Service Brake Priority	N4306HA
AL430624	4-Port FFABS	Multiple-Axle 2S/1M 3 or More Axles 4S/2M	12V	3/8"	3/8"	3/8"	1/2" & 3/4" Nipple, Spring Brake Priority	N4306BD
AL430644	2-Port FFABS	Single Axle 2S/1M or 4S/2M	12V	3/8"	3/8"	3/8"	1/2" & 3/4" Nipple, Service Brake Priority	N4306DD
AL430664	2-Port FFABS	Single Axle 2S/1M or 4S/2M	12V	3/8"	3/8"	3/8"	1/2" & 3/4" Nipple, Spring Brake Priority	N4306FD
AL430666	4-Port FFABS	Multiple-Axle 2S/1M 3 or More Axles 4S/2M	12V	3/8"	3/8"	3/8"	1/2" & 3/4" Nipple, Spring Brake Priority (4-SB Port)	N4306JD
AL430668	4-Port FFABS	Multiple-Axle 2S/1M 3 or More Axles 4S/2M	12V	3/8"	3/8"	3/8"	1/2" & 3/4" Nipple, Service Brake Priority (4-SB Port)	N4306KD
AL430670	2-Port FFABS	Single Axle 2S/1M or 4S/2M	12V	3/8"	3/8"	3/8"	1/2" & 3/4" Nipple, Spring Brake Priority (4-SB Port)	N4306LD
AL430672	2-Port FFABS	Single Axle 2S/1M or 4S/2M	12V	3/8"	3/8"	3/8"	1/2" & 3/4" Nipple, Service Brake Priority (4-SB Port)	N4306MD

ABS Valves

ABS Relay 2-Port and 6-Port Delivery



AL364040 Shown

Features:

- Production part number is embossed on metal tag

Specifications:

2-Port ABS Relay Valve: Single axle application (either 2S/1M or 2S/2M)

6-Port ABS Relay Valve: Multiple axle application (2S/1M) and two or more axles (4S/2M)

Notes:

- 1) Frame mount valve may be used in both applications by re-positioning cover.
- 2) ECU and bracket may need to be transferred from existing valve.
- 3) Post November 2009 Service Part No. is shipped with Adapter Cable for pre-DIN ECU.

Service Part No.	Valve Type	Application	Voltage	Res. Port	Cont. Port	Del. Port	Notes	OEM Part Number
AL364040	2-Port ABS Relay	Single Axle 2S/1M or 4S/2M	12V	3/8"	3/8"	3/8"	1/2" Reservoir Mount	364140112
AL364045	2-Port ABS Relay	Single Axle 2S/1M or 4S/2M	12V	3/8"	3/8"	3/8"	1/2" Frame Mount	364141112
AL364080	2-Port ABS Relay	Single Axle 2S/1M or 4S/2M	12V	3/8"	3/8"	3/8"	1/2" Reservoir Mount	364140111
AL364041	6-Port ABS Relay	Multiple-Axle 2S/1M 3 or More Axles 4S/2M	12V	3/8"	3/8"	3/8"	1/2" Reservoir Mount	364141111
AL364046	6-Port ABS Relay	Multiple-Axle 2S/1M 3 or More Axles 4S/2M	12V	3/8"	3/8"	3/8"	1/2" Frame Mount	364318001

Power Adapters, Cables and Cords Full Power Cables



AL918603 Shown

Features:

- Overmold design introduced 3Q2009
- All full power cables include ABS Lamp lead
- All full power cables may be shortened to fit application by cutting the "stripped end"

Specifications:

ECU End: Includes overmolded industry 5-pin female connector

Trailer Power End: Is stripped wire

Notes:

- 1) Pre-2001 models discontinued.

Service Part No.	Product Description	Length	ABS Lamp Lead	Application	OEM Part Number
AL918602	ABS Full Power Cable	65.7 ft. (20M)	39.4 ft. (12M)	For production March 2001 to present	201186RD
AL918603	ABS Full Power Cable	39.4 ft. (12M)	26.2 ft. (8M)	For production March 2001 to present	201186RA
AL918604	ABS Full Power Cable	52.5 ft. (16M)	26.2 ft. (8M)	For production March 2001 to present	201186RB
AL918605	ABS Full Power Cable	59.1 ft. (18M)	39.4 ft. (12M)	For production March 2001 to present	201186RC
AL918606	ABS Full Power Cable	16.0 ft. (5M)	10.0 ft. (3M)	For production March 2001 to present	201186RG

Power Adapters, Cables and Cords
Power Cord Extensions



AL40900 Shown

Features:

- Overmold design introduced 3Q2009

Specifications:

ECU End and Trailer Power End: Include overmolded industry 5-pin female connector

Notes:

- 1) Use Power Cord Extension when Trailer Power Cable is too short to reach the ECU 5-pin connector.
- 2) Haldex PLC Select ECU platform design permits elimination of a Power Cord Extension.

Service Part No.	Product Description	Length	Notes	OEM Part Number
AL919900	ABS Power Cord Extension	6.6 ft. (2M)	-	201199PB
AL919901	ABS Power Cord Extension	13.1 ft. (4M)	-	201199PD
AL919902	ABS Power Cord Extension	19.7 ft. (6M)	-	201199PF
AL919903	ABS Power Cord Extension	3.0 ft. (1M)	-	201199PA
AL919904	ABS Power Cord Extension	1.0 ft. (.3M)	-	201199PG

Power Adapters, Cables and Cords
Y Cable Adapters



Service Part No.	Product Description	Length
AL301221	Y Cable Adapter for Dual ECU Connection	(2) 36" and (1) 18"

Service Part No.	Product Description	Length
AL301222	Y Cable Adapter for Dual ECU Connection	6"

ABS Looms 2S/1M PLC AND 4S/2M PLC



AL40900 Shown

Features:

- **AL40900-906** OEM assembly number is located on tag on existing loom

Specifications:

- ECU End:** 19-Pin Connector that interfaces with matching connector on the ECU (insure both sides are locked in place to assure constant electrical signal and proper ABS performance)
- Trailer End:** Includes 2 or 4 sensor leads depending on ABS config.
Includes 1 or 2 valve leads depending on ABS config.
Includes power lead with industry 5-Pin male connector

Notes:

- 1) For longer Power Cord Adapters, use Power Cord Extensions.
- 2) PLC Plus platform discontinued - **UPGRADE TO NEW TECHNOLOGY (ECU Upgrade Kits)**.
AQ964110 replaces AL40953, AL40957
AQ964111 replaces AL956100, AL956104, AL956108

Service Part No.	Product Description	Power Cord Length	Specification	Application	OEM Part Number
AL40900	ABS 2S/1M PLC Loom Assembly	1.5 ft. (0.5M)	SLH-A7, 19-Pin 2 Keys - Diagonal	Production from March 2001 to Present	409000A
AL40901	ABS 2S/1M PLC Loom Assembly	1.5 ft. (0.5M)	SLH-A8, 19-Pin 2 Keys - Across	Production from March 2001 to Present	409000AA
AL40906	ABS 4S/2M PLC Loom Assembly	1.5 ft. (0.5M)	19-Pin, No Keys	Production from March 2001 to Present	409000CA

Sensors 90° and Straight Body



AL1027196 Shown



AL10271914 Shown

Features:

- Sensors supplied with Retainer Clip
Service Part No. A59512309
OEM Part No. 059512309

Specifications:

Haldex Sensors: Use only Haldex Sensor Retainer Clips

Notes:

- 1) Longer lengths maybe used; secure excess to trailer.
- 2) Production cables are identified with a tape applied OE part number.

Service Part No.	Product Description	Length	Notes	OEM Part Number
AL10271914	ABS 90° Sensor Body with Clip	1.6 ft. (.5M)	Sensor Retainer Clip 059512309 not included with OEM Part Number	364094001
AL10271915	ABS 90° Sensor Body with Clip	6.6 ft. (2M)	Sensor Retainer Clip 059512309 not included with OEM Part Number	364094061
AL1027196	ABS Straight Sensor Body with Clip	1.6 ft. (.5M)	Sensor Retainer Clip 059512309 not included with OEM Part Number	364528001
AL1027197	ABS Straight Sensor Body with Clip	6.6 ft. (2M)	Sensor Retainer Clip 059512309 not included with OEM Part Number	364528011
AL1027198	ABS Straight Sensor Body with Clip	13.1 ft. (4M)	Sensor Retainer Clip 059512309 not included with OEM Part Number	364528051
AL364053	ABS 90° Sensor Body with Clip	13.1 ft. (4M)	Sensor Retainer Clip 059512309 not included with OEM Part Number	364094111
AL364061	ABS 90° Sensor Body with Clip	4.9 ft. (1.5M)	Sensor Retainer Clip 059512309 not included with OEM Part Number	364094041
AL364062	ABS 90° Sensor Body with Clip	8.2 ft. (2.5M)	Sensor Retainer Clip 059512309 not included with OEM Part Number	364094081
AL364063	ABS 90° Sensor Body with Clip	11.5 ft. (3.5M)	Sensor Retainer Clip 059512309 not included with OEM Part Number	364094101
AL364068	ABS 90° Sensor Body with Clip	4.0 ft. (1.25M)	Sensor Retainer Clip 059512309 not included with OEM Part Number	364094121
AL364069	ABS 90° Sensor Body with Clip	5.0 ft. (1.75M)	Sensor Retainer Clip 059512309 not included with OEM Part Number	364094051
AL364070	ABS 90° Sensor Body with Clip	7.0 ft. (2.25M)	Sensor Retainer Clip 059512309 not included with OEM Part Number	364094071
AL364071	ABS 90° Sensor Body with Clip	9.0 ft. (3M)	Sensor Retainer Clip 059512309 not included with OEM Part Number	364094091
AQ40213	ABS 90° Sensor Body with Clip and Block	6.6 ft. (2M)	Includes Sensor Retainer Clip and Block	SN4021TB

Sensor Extensions Universal



Features:

- For use with any Haldex Sensor or Sensor Extension to accommodate required length
- Use in conjunction with 0.5M Sensors to interface with the ECU (or Loom) connections OR with the longer Sensors to gain additional length in special applicaitons

Specifications:

ECU End: 2-Pin Female Connector

Sensor End: 2-Pin Male Connector

Notes:

- 1) Longer lengths may be used; secure excess to trailer.

Service Part No.	Product Description	Length	OEM Part Number
AL919800	ABS Extension for Sensor Cable Lead	1.6 ft. (.5M)	201198BA
AL919801	ABS Extension for Sensor Cable Lead	3.3 ft. (1M)	201198BB
AL919802	ABS Extension for Sensor Cable Lead	4.9 ft. (1.5M)	201198BC
AL919803	ABS Extension for Sensor Cable Lead	6.6 ft. (2M)	201198BD
AL919804	ABS Extension for Sensor Cable Lead	8.2 ft. (2.5M)	201198BE
AL919805	ABS Extension for Sensor Cable Lead	9.8 ft. (3M)	201198BF
AL919806	ABS Extension for Sensor Cable Lead	11.5 ft. (3.5M)	201198BG
AL919807	ABS Extension for Sensor Cable Lead	13.1 ft. (4M)	201198BH
AL919808	ABS Extension for Sensor Cable Lead	16.4 ft. (5M)	201198BJ
AL919809	ABS Extension for Sensor Cable Lead	19.7 ft. (6M)	201198BK
AL919810	ABS Extension for Sensor Cable Lead	26.2 ft. (8M)	201198BL
AL919811	ABS Extension for Sensor Cable Lead	32.8 ft. (10M)	201198BM

02 - ABS

Anti-Lock Braking System - Trailer

ABS Valve Cable Extensions DIN Systems



Features:

- Trailer ABS Extension for ABS Valve Cable - DIN Systems

Specifications:

Cable Female 3-Pin Female Connector DIN
End:

Cable Male 3-Pin Male Connector DIN
End:

Notes:

- 1) Longer lengths maybe used; secure excess to trailer.

Service Part No.	Product Description	Length	Notes	OEM Part Number
AL919819	ABS Valve Cable Extension - DIN Systems	3.3 ft. (1M)	For Pre-DIN Systems see Adapter Cables on Page 18	364543001
AL919820	ABS Valve Cable Extension - DIN Systems	6.6 ft. (2M)	For Pre-DIN Systems see Adapter Cables on Page 18	364543011
AL919821	ABS Valve Cable Extension - DIN Systems	13.2 ft. (4M)	For Pre-DIN Systems see Adapter Cables on Page 18	364543021
AL919822	ABS Valve Cable Extension - DIN Systems	26.4 ft. (8M)	For Pre-DIN Systems see Adapter Cables on Page 18	364543031
AL919823	ABS Valve Cable Extension - DIN Systems	33.0 ft. (10M)	For Pre-DIN Systems see Adapter Cables on Page 18	364543041

Remote ABS Valve Cable PLC Select 2M and PLC Select Plus DIN Systems



Features:

- Weather tight, click-fit connect at PLC Select 2M ECU

Specifications:

Valve Solenoid 3-Pin Female Connector DIN End:

Notes:

- To gain additional length for special applications use valve Cable Extensions such as **AL919812**.
- Upgrade to new technology PLC Select 1M or 2M by contacting a Haldex Representative for application assistance.

Service Part No.	Product Description	Length	Notes	OEM Part Number
AL929818	Remote ABS Valve Cable - PLC Select 2M and PLC Select Plus DIN Systems	3.3 ft. (1M)	-	364533001
AL929819	Remote ABS Valve Cable - PLC Select 2M and PLC Select Plus DIN Systems	6.6 ft. (2M)	-	364533011
AL929820	Remote ABS Valve Cable - PLC Select 2M and PLC Select Plus DIN Systems	16.4 ft. (5M)	-	364533021
AL929821	Remote ABS Valve Cable - PLC Select 2M and PLC Select Plus DIN Systems	29.5 ft. (9M)	-	364533031

Auxiliary Interface Cables PLC Select Plus



Service Part No.	Product Description	Length	Notes	OEM Part Number
AL929817	Auxiliary Interface Cable - PLC Select Plus	59.0 ft. (18M)	ECU Input - 7 Way Application	814001312
AL929822	Auxiliary Interface Cable - PLC Select Plus	3.3 ft. (1M)	2 Conductor Yellow/Red Application	201199SA
AL929823	Auxiliary Interface Cable - PLC Select Plus	13.2 ft. (4M)	2 Conductor Yellow/Black Application	201199SB

CAN Cables
ITCM ABS



AL929832 Shown

Features:

- Works with Haldex ITCM ECU

Specifications:

Over molded Auxiliary to Auxiliary
4-Pin:

Notes:

- 1) Required when using some Haldex Auxiliary applications.


Service Part No.	Product Description	Length	Notes	OEM Part Number
AL929827	CAN Cable ITCM ABS - 4-Pin	21.3 ft. (6.5M)	-	814037001
AL929828	CAN Cable ITCM ABS - 4-Pin	1.6 ft. (0.5M)	-	814037011
AL929829	CAN Cable ITCM ABS - 4-Pin	26.25 ft. (8.0M)	-	814037021
AL929830	CAN Cable ITCM ABS - 4-Pin	45.9 ft. (14.0M)	-	814037031
AL929831	CAN Cable ITCM ABS - 4-Pin	8.2 ft. (2.5M)	-	814037041
AL929832	CAN Cable ITCM ABS - 4-Pin	3.3 ft. (1.0M)	-	814037051
AL929833	CAN Cable ITCM ABS - Y-Splitter (3 Female)	1.6 ft. (0.5M) each	-	814038001
AL929834	CAN Cable ITCM ABS - Y-Splitter (2 Female and 1 Male)	1.6 ft. (0.5M) each	-	814038101
AL929835	CAN Cable ITCM ABS - ECU to Side of Vehicle	8.2 ft. (2.5M)	Not pictured	814030011
AL929836	CAN Cable ITCM ABS - Vehicle to PC (Dongle)	21.3 ft. (6.5M)	Not pictured	814011001

Trailer Roll Stability (TRS) Replacements Parts

Some Trailer Roll Stability (TRS) replacement parts are still available.

Service Part No.	Product Description	Application/Notes	OEM Part Number
815012011	Remote Accelerometer - TRS	Used for installations where centered mounting isn't available	815012011
A993108	Label - TRS	TRS Weld Warning Label	600384G
AL364431	InfoCenter 2 - TRS	July 2010 to Present production 12V, American Standard Units for TRS	835005001
AL833000	Dual Modulator Valve - TRS	Reservoir Port 1/2", Control Port 3/8", Air Bag Port 3/8", Delivery Ports 3/8" (6)	833002001
AL956112	Sensor Extension - TRS	10 ft. (3M) length with click-fit sealed connector	814004401
AL956113	Diagnostic Cable - TRS	July 2005 to Present production; side of trailer bracket mount for TRS tools	814010101
AL956114	Sensor Extension - TRS	20 ft. (6M) length with click-fit sealed connector	814004411
AL956115	Sensor Extension - TRS	6.5 ft. (2M) length with click-fit sealed connector	814004421
AL956116	Power Cord Extension Basic - TRS (no brake light illumination benefit)	Provides Delphi 5-Pin N.A. Power Convention, 1.6 ft. (.5M) length	834005001
AL956117	InfoCenter 2 to ECU Connection Cable - TRS	TRS InfoCenter 2 connector cable, 21 ft. (6.5M) length	814019001
SN158DN	Diagnostic PC Kit - TRS	12V Interface Cabling (PC not included)	SN158DN

Stability Module
Valve



Features:

- Communicates over CAN (Controller Area Network)
- Auto-orientates
- Used on spring or air suspension
- Can be used with 1M, 2M, 3M

Specifications:

Voltage: 12V

Supply/Delivery/ Control Ports: 3.8" NTP

Reservoir Port: 1/2"

Notes:


- 1) Requires the use of Haldex ITCM

Service Part No.	Product Description	Cable Length	Notes	OEM Part Number
AL56000	Stability Module	n/a	Requires the use of Haldex ITCM	364619001
AQ968400	Stability Module with 1.0M Cable	3.3 ft. (1.0M)	Requires the use of Haldex ITCM	SN2633BA
AQ968401	Stability Module with 2.5M Cable	8.2 ft. (2.5M)	Requires the use of Haldex ITCM	SN2633BB

Brake Monitoring System BMS-2



AL95694 Shown



AQ25000 Shown

Features:

- Operates in conjunction with ABS
- Made of Engineering Grade Composite (EGC) material for light weight, durability and environmental protection
- Warns driver of potential brake drag, air system leaks in emergency line, false charging of dolly and trailer, closed shut-off valve

Specifications:



Service Brake Connection:	1/4" Tube Push-To-Connect
Spring Brake Connection:	1/4" Tube Push-To-Connect
Power in Connection:	From Trailer Source
Power Out Connection:	To ABS ECU

Notes:

- 1) Driver warning via audio alarm.
- 2) Service Options:
 - a) Entire Unit.
 - b) Lid (Pressure Switches) Service Kit Part Number A30063438.
- 3) Mount within 0.5M of Trailer Power Source and within 1.0M of ABS ECU.

Service Part No.	Product Description	Dimension	Application/Notes	OEM Part Number
A30063438	BMS Cover with Pressure Switches	-	BMS-1, BMS-2	300634CH
AL95694	Brake Monitoring System BMS-2	5.24" Height x 8.10" Width 7.41" Mounting Hole	ABS Equipped Dollies and Trailers	300569CB
AQ25000	Brake Monitoring System BMS-3	-	Requires ITCM	SN25009A
AL929824	Pressure Switch, Service	-	-	201120HC
AL929825	Pressure Switch, Supply	-	-	201120HD
AL929826	Alarm Assembly	-	Requires ITCM	2011865A

ABS Panels Trailer and Dolly



Service Part No.	Product Description	Notes	OEM Part Number
AQ994305	Trailer Panel Kit	System with Brake Monitoring (ABMD)	N4299AJ
AQ994306	Dolly Panel Kit	System with Brake Monitoring (ABMD)	N4299BE
AQ994307	Trailer Panel Kit	I-Beam Bracket; Includes 2 Brackets and Hardware	-
AQ994308	Trailer Panel Repair Kit	5 1/4" Bracket Kit; Includes 2 Brackets and Hardware	-
AQ994309	Trailer Panel Kit	7 3/4" Bracket Kit; Includes 2 Brackets and Hardware	-
AQ994310	Panel Service Kit	Fittings and hose to repair panel	-
AQ994311	Dolly Panel Kit	Tandem Axle Dolly, Spring Suspension	N4299BM
AQ994312	Dolly Panel Kit	Single Axle Dolly, Spring Suspension	N4299BN
AQ994313	Top Bracket Kit	Includes 1 Top Bracket and Hardware	SN154GH
AQ994314	Trailer Panel Kit	BMS-2, Reservoir Purge, Air Suspension, replaces N4299AD	N4299AK
AQ994315	Dolly Panel Kit	BMS-2, Reservoir Purge, Air Suspension, replaces N4299BF	N4299BG
AQ994316	Dolly Panel Kit	ITCM, BMS-3, Reservoir Purge, Air Suspension	N4299BS
AQ994317	Trailer Panel Kit	ITCM, BMS-3, Reservoir Purge, Air Suspension	N4299AL

Labels ABS and TRS



Service Part No.	Product Description	Application/Notes	OEM Part Number
A993107	Anti-Lock Braking System (ABS) Label	Weld Warning Label	101931ZZ
A993108	Trailer Roll Stability (TRS) Label	Weld Warning Label	600384G

Diagnostics and Displays ABS PLC Infocenter




Service Part No.	Product Description	Application/Notes	OEM Part Number
AQ15855	PLC ABS Infocenter and cable Kit	Workshop tool only, not to be vehicle mounted.	-

Diagnostics and Displays
ABS/TRS PC Diagnostic Kits



Service Part No.	Product Description	Application/Notes	OEM Part Number
AL2030012	Tractor Power Outlet Adapter	HalDEX PLC System Cigarette Adapter	203001B
AL230010	7-Way Diagnostic Interface Cable	HalDEX PLC J560 Interface	203001
AL230011	7-Way T to PC Adapter	HalDEX PLC J560 Interface	-
AL955804	Trailer ABS PLC Interface Cable	HalDEX PLC/PC Diagnostic Program, March 2001 to Present (PC Not Included)	300558B
AL956113	TRS Diagnostic Cable	July 2005 to Present Production; Side of Trailer Bracket Mount for TRS tools	814010101
AQ15854	PLC Trailer ABS PC Diagnostic (USB) Kit	HalDEX PLC/PC Diagnostic Program, March 2001 to Present; Minimum CPU Requirements Pentium II with 32MB RAM 233 MHZ Processor; Windows 95B or NT4.0 (PC Not Included)	SN158DM
AQ15900	ABS PC Diagnostic+ Kit	Use with ITCM ECU (PC Not Included)	SN5000A
SN158DN	TRS Diag PC Diagnostic Kit	12V, Interface Cabling (PC Not Included)	SN158DN

Installation Components and Accessories ABS Trailer Lights and Components



Service Part No.	Product Description	Application/Notes	OEM Part Number
A1017316	Trailer ABS Round Indicator Lamp	-	101731F
A920805	Bracket for Trailer ABS Round Indicator Lamp	For use with Part Number A1017316	102008HP
AQ15463	Trailer ABS Round Indicator Lamp Kit	Includes ABS Round Indicator Lamp A1017316, A920805 Bracket for Installation and 6" Lead	SN154FC

Installation Components and Accessories ECU/Valve Brackets and Loom Clasps



Damage to ECU/Valve Brackets may indicate damage to other ABS components that should be diagnosed before changing the Bracket.


Service Part No.	Product Description	Application/Notes	OEM Part Number
A920808	Trailer ABS ECU Mounting Bracket	19 Pin Interface; Screws Included	300245AB
A920811	Trailer ABS PLC Select ECU Mounting Bracket	For PLC Select Only; Bracket Only	015505209
A920813	Trailer ABS PLC Select 2M ECU Mounting Bracket	For PLC Select 2M Only; Bracket and Hardware Included	015506209
A920814	FFABS Valve Nipple Mounting Bracket	For all FFABS Valves; Bracket Only	102008HM

Installation Components and Accessories
Sensor Accessories, Blocks and Exciter Rings



Service Part No.	Product Description	Dimension	Application/Notes	OEM Part Number
A2020109	Trailer ABS Exciter Ring	100 Tooth	Standard Pack 1	202010J
A902700	Tractor and Trailer ABS Retainer	-	Standard Pack 4; Sensor Cable to Lead	102700C
A902701	Tractor and Trailer ABS Clip	For 1/2" I.D. Hose	Standard Pack 4; Sensor Cable to Hose	100469F
A902702	Tractor and Trailer ABS Clip	For 3/8" I.D. Hose	Standard Pack 4; Sensor Cable to Hose	100469E
A920802	Trailer ABS Sensor Block	1.60" Height	Standard Pack 1; Trailer Axles	102008WN
AL920809	Tractor and Trailer ABS Sensor Wire Retaining Clip - Black	Sensor Cable Size .250" Diameter, fits 3/8" or 1/2" Rubber Air Brake Hose	Standard Pack 10; Haldex Sensor to either 3/8" or 1/2" Hose	100469H
AL920810	Tractor and Trailer ABS Sensor Wire Retaining Clip - Gray	Sensor Cable Size .180" Diameter, fits 3/8" or 1/2" Rubber Air Brake Hose	Standard Pack 10; WABCO Sensor to either 3/8" or 1/2" Hose	-
200817AL	Bolt On ABS Sensor Block	-	Standard Pack 1	200817AL
A027533909	ECU Clip - Blue	-	Standard Pack 1; Haldex ECUs	-
A027534009	ECU Clip - Yellow	-	Standard Pack 1; Haldex ECUs	-

Installation Components and Accessories Miscellaneous ABS Components



Service Part No.	Product Description	Application/Notes	OEM Part Number
A906960	ABS Filter	Standard Pack 10; 3/8" Port	100696AG
AQ15457	MBS2 WNC Wheel-End Upgrade Kit	Exciter Rings, Sensor Blocks, Hardware Items	SN154EG
AQ15458	MBS2 WNC Wheel-End Upgrade Kit	Exciter Rings, Sensor Brackets, Hardware Items	SN154EH
AQ15473	5-Way Terminal Kit for Power Cords	Power Cords	SN154GC
AQ15474	5-Way Terminal Kit for Loom Assemblies	Loom Assemblies	SN154GD
AQ15500	ABS Relay Kit	12V; PLC Select Plus Dump Axle Applications	SN2634
AQ961110	Universal ABS Service Components Kit	Post March 2001, Kit Includes: Power Terminal Kit (1) AQ15474 and (1) AQ15473 Sensor/Clip Kit (1) AL10271915, (2) AL10271914 and (2) AL1027196 Lamp Kit (1) AQ15463 Extension (2) AL919803 Grip (4) A902700 Clip (10) AL920809	-

ABS Converter Cables
WABCO Style



Service Part No.	Product Description	Length	Application/Notes	OEM Part Number
8946011322K	WABCO Style Converter Cable	6 inches	Bayonet to Screw-In Converter	-
8946011332K	WABCO Style Converter Cable	6 inches	Screw-In to Bayonet Converter	-

All Makes ABS Components for Haldex, WABCO and Bosch
Sensor Accessories



Service Part No.	Product Description	Length	Application/Notes	OEM Part Number
A59512309	Tractor and Trailer ABS Sensor Block Retainer	-	-	059512309
A902700	Tractor and Trailer ABS Retainer	-	Standard Pack 4; Sensor Cable to Lead	102700C
A902701	Tractor and Trailer ABS Clip	For 1/2" I.D. Hose	Standard Pack 4; Sensor Cable to Hose	100469F
A902702	Tractor and Trailer ABS Clip	For 3/8" I.D. Hose	Standard Pack 4; Sensor Cable to Hose	100469E
AL920809	Tractor and Trailer ABS Sensor Wire Retaining Clip - Black	Sensor Cable Size .250" Diameter; fits 3/8" or 1/2" Rubber Air Brake Hose	Standard Pack 10; Haldex Sensor to either 3/8" or 1/2" Hose	100469H
AL920810	Tractor and Trailer ABS Sensor Wire Retrining Clip - Gray	Sensor Cable Size .180" Diameter; fits 3/8" or 1/2" Rubber Air Brake Hose	Standard Pack 10; WABCO Sensor to either 3/8" or 1/2" Hose	-

Remanufactured Meritor WABCO Style ABS Valves Rear Axle Valve Packs



Features:

- Combines two ABS modulator valves and one service brake relay valve
- Usually attached to a frame cross-member
- Compatible with C, D and E versions of Meritor WABCO Style ECUs
- For a tandem drive axle, both wheels on the same side are typically controlled by the same valve

Specifications:

Voltage: 12V
 Modulator Valve Ports: 1/2" - 14 NPT
 Application: Rear Axle ABS Valve Packs



Notes:

- 1) Use the following converter cables to switch connector styles:
 Screw-In to Bayonet: 8946011322K
 Bayonet to Screw-In: 8946011332K

Service Part No.	Product Description	Crack Pressure	System Configuration	Valve Package Contents	Connector Type	Core Group
4725001000X	Reman. Rear Axle Valve Pack	4 PSI	4S/4M	(1) 4721950800X Modulator Valve-Left (1) 4721950810X Modulator Valve-Right (1) 9730110210X Relay Valve 4 PSI	Screw-In	ABS5
4725001010X	Reman. Rear Axle Valve Pack	5.5 PSI	4S/4M	(1) 4721950800X Modulator Valve-Left (1) 4721950810X Modulator Valve-Right (1) 9730110220X Relay Valve 5.5 PSI	Screw-In	ABS5
4725001020X	Reman. Rear Axle Valve Pack	4 PSI	4S/4M 6S/4M	(1) 4721950820X Modulator Valve-Left (1) 4721950830X Modulator Valve-Right (1) 9730110210X Relay Valve 4 PSI	Screw-In	ABS5
4725001030X	Reman. Rear Axle Valve Pack	5.5 PSI	4S/4M 6S/4M	(1) 4721950820X Modulator Valve-Left (1) 4721950830X Modulator Valve-Right (1) 9730110220X Relay Valve 5.5 PSI	Screw-In	ABS5
4725001200X	Reman. Rear Axle Valve Pack	4 PSI	4S/4M	(1) 4721950760X Modulator Valve-Left (1) 4721950770X Modulator Valve-Right (1) 9730110210X Relay Valve 4 PSI	Bayonet	ABS5
4725001210X	Reman. Rear Axle Valve Pack	5.5 PSI	4S/4M	(1) 4721950760X Modulator Valve-Left (1) 4721950770X Modulator Valve-Right (1) 9730110220X Relay Valve 5.5 PSI	Bayonet	ABS5
4725001220X	Reman. Rear Axle Valve Pack	4 PSI	4S/4M 6S/4M	(1) 4721950780X Modulator Valve-Left (1) 4721950790X Modulator Valve-Right (1) 9730110210X Relay Valve 4 PSI	Bayonet	ABS5
4725001230X	Reman. Rear Axle Valve Pack	5.5 PSI	4S/4M 6S/4M	(1) 4721950780X Modulator Valve-Left (1) 4721950790X Modulator Valve-Right (1) 9730110220X Relay Valve 5.5 PSI	Bayonet	ABS5

Remanufactured Meritor WABCO Style ABS Valves Rear Axle Valve Packs (cont'd)

Features:

- Combines two ABS modulator valves and one service brake relay valve
- Usually attached to a frame cross-member
- Compatible with C, D and E versions of Meritor WABCO Style ECUs
- For a tandem drive axle, both wheels on the same side are typically controlled by the same valve



Specifications:

Voltage: 12V
 Modulator Valve Ports: 1/2" - 14 NPT
 Application: Rear Axle ABS Valve Packs

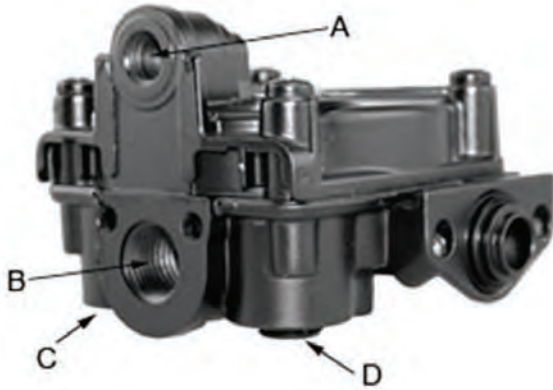


Notes:

- 1) Use the following converter cables to switch connector styles:
 Screw-In to Bayonet: 8946011322K
 Bayonet to Screw-In: 8946011332K

Service Part No.	Product Description	Crack Pressure	System Configuration	Valve Package Contents	Connector Type	Core Group
4725001240X	Reman. Rear Axle Valve Pack	4 PSI	6S/6M	(1) 4721950780X Modulator Valve-Left (1) 4721950790X Modulator Valve-Right (1) 9730110230X Relay Valve 4 PSI	Bayonet	ABS5
4725001250X	Reman. Rear Axle Valve Pack	5.5 PSI	6S/6M	(1) 4721950820X Modulator Valve-Left (1) 4721950830X Modulator Valve-Right (1) 9730110260X Relay Valve 5.5 PSI	Bayonet	ABS5
4725002030X	Reman. Rear Axle Valve Pack with ATC Valve	5.5 PSI	4S/4M 6S/4M	(1) 4721950800X Modulator Valve-Left (1) 4721950810X Modulator Valve-Right (1) 9730110220X Relay Valve 5.5 PSI (1) 4721707910X ATC Valve	Screw-In	ABS5
4725002220X	Reman. Rear Axle Valve Pack with ATC Valve	4 PSI	4S/4M 6S/4M	(1) 4721950780X Modulator Valve-Left (1) 4721950790X Modulator Valve-Right (1) 9730110250X Relay Valve 4 PSI (1) 4721707970X ATC Valve	Bayonet	ABS5
4725002230X	Reman. Rear Axle Valve Pack with ATC Valve	5.5 PSI	4S/4M 6S/4M	(1) 4721950780X Modulator Valve-Left (1) 4721950790X Modulator Valve-Right (1) 9730110260X Relay Valve 5.5 PSI (1) 4721707970X ATC Valve	Bayonet	ABS5
4725002240X	Reman. Rear Axle Valve Pack with ATC Valve	4 PSI	6S/6MM	(1) 4721950780X Modulator Valve-Left (1) 4721950790X Modulator Valve-Right (1) 9730110270X Relay Valve 4 PSI (1) 4721707970X ATC Valve	Bayonet	ABS5
4725002250X	Reman. Rear Axle Valve Pack with ATC Valve	5.5 PSI	6S/6M	(1) 4721950780X Modulator Valve-Left (1) 4721950790X Modulator Valve-Right (1) 9730110280X Relay Valve 5.5 PSI (1) 4721707970X ATC Valve	Bayonet	ABS5

Remanufactured Meritor WABCO Style ABS Valves Relay Valve for Valve Packs



Specifications:

Application: Rear Axle ABS Valve Packs

Notes:

- 1) Each individual valve includes (2) o-rings, (4) mounting bolts and grease pack.

Service Part No.	Product Description	Crack Pressure	System Config.	Control (A)	Supply (B)	Delivery (C)	Delivery (D)	Core Group
9730110210X	Reman. Relay Valve for Valve Pack - Service	4 PSI	4S/4M or 6S/4M	1/4" - 18 NPTF	1/2" - 14 NPTF	3/8" - 18 NPTF	N/A	ABS11
9730110220X	Reman. Relay Valve for Valve Pack - Service	5.5 PSI	4S/4M or 6S/4M	1/4" - 18 NPTF	1/2" - 14 NPTF	3/8" - 18 NPTF	N/A	ABS11
9730110230X	Reman. Relay Valve for Valve Pack	4 PSI	6S/6M	1/4" - 18 NPTF	1/2" - 14 NPTF	3/8" - 18 NPTF	3/8" - 18 NPTF	ABS11
9730110240X	Reman. Relay Valve for Valve Pack - Service	5.5 PSI	6S/6M	1/4" - 18 NPTF	1/2" - 14 NPTF	3/8" - 18 NPTF	3/8" - 18 NPTF	ABS11
9730110250X	Reman. Relay Valve for Valve Pack - Service	4 PSI	4S/4M or 6S/4M	non-threaded	non-threaded	3/8" - 18 NPTF	N/A	ABS11
9730110260X	Reman. Relay Valve for Valve Pack - Service	5.5 PSI	4S/4M or 6S/4M	non-threaded	non-threaded	3/8" - 18 NPTF	N/A	ABS11
9730110270X	Reman. Relay Valve for Valve Pack	4 PSI	6S/6M	non-threaded	non-threaded	3/8" - 18 NPTF	3/8" - 18 NPTF	ABS11
9730110280X	Reman. Relay Valve for Valve Pack	5.5 PSI	6S/6M	non-threaded	non-threaded	3/8" - 18 NPTF	3/8" - 18 NPTF	ABS11

Remanufactured Meritor WABCO Style ABS Valves Front Axle Valve Packs

Features:


- Combines two ABS modulator valves and one quick release valve
- Usually attached to a frame cross-member
- Compatible with C, D and E versions of Meritor WABCO Style ECUs

Specifications:

Voltage: 12V
 Modulator 1/2" - 14 NPT
 Valve Ports:
 Application: Front Axle ABS Valve Packs

Notes:

- 1) Use the following converter cables to switch connector styles:
 Screw-In to Bayonet: 8946011322K
 Bayonet to Screw-In: 8946011332K



Service Part No.	Product Description	Crack Pressure	System Configuration	Valve Package Contents	Connector Type	Core Group
4725003000X	Reman. Front Axle Valve Pack	1 PSI	Various	(1) 4721950800X Modulator Valve-Left (1) 4721950810X Modulator Valve-Right (1) 9735001040X Quick Release Valve 1 PSI	Screw-In	ABS13
4725003010X	Reman. Front Axle Valve Pack	3-4 PSI	Various	(1) 4721950800X Modulator Valve-Left (1) 4721950810X Modulator Valve-Right (1) 9735001050X Quick Release Valve 3-4 PSI	Screw-In	ABS13
4725003020X	Reman. Front Axle Valve Pack	6-8 PSI	Various	(1) 4721950800X Modulator Valve-Left (1) 4721950810X Modulator Valve-Right (1) 9735001060X Quick Release Valve 6-8 PSI	Screw-In	ABS13
4725003200X	Reman. Front Axle Valve Pack	1 PSI	Various	(1) 4721950760X Modulator Valve-Left (1) 4721950770X Modulator Valve-Right (1) 9735001040X Quick Release Valve 1 PSI	Bayonet	ABS13
4725003210X	Reman. Front Axle Valve Pack	3-4 PSI	Various	(1) 4721950760X Modulator Valve-Left (1) 4721950770X Modulator Valve-Right (1) 9735001050X Quick Release Valve 3-4 PSI	Bayonet	ABS13
4725003220X	Reman. Front Axle Valve Pack	6-8 PSI	Various	(1) 4721950760X Modulator Valve-Left (1) 4721950770X Modulator Valve-Right (1) 9735001060X Quick Release Valve 6-8 PSI	Bayonet	ABS13

Remanufactured Meritor WABCO Style ABS Valves Quick Release Valve for Valve Pack



Specifications:

Application: Front Axle ABS Valve Packs

Notes:

- 1) Each individual valve includes (2) o-rings, (4) mounting bolts and grease pack.

Service Part No.	Product Description	Crack Pressure	System Configuration	Supply	Core Group
9735001040X	Reman. Quick Release Valve for Valve Pack	1 PSI	All Steer Axle Configuration	1/2" - 14 NPTF	ABS12
9735001050X	Reman. Quick Release Valve for Valve Pack	3-4 PSI	All Steer Axle Configuration	1/2" - 14 NPTF	ABS12
9735001060X	Reman. Quick Release Valve for Valve Pack	6-8 PSI	All Steer Axle Configuration	1/2" - 14 NPTF	ABS12

Remanufactured Meritor WABCO Style ABS Valves Automatic Traction Control (ATC) Valve



Specifications:

Voltage: 12V
Application: Rear Axle ABS Valve Packs

Service Part No.	Product Description	Connector Type	System Configuration	Core Group
4721707910X	Reman. Automatic Traction Control Valve	Screw-In	Compatible with Version D & E ECU's	ABS15
4721707970X	Reman. Automatic Traction Control Valve	Bayonet	Compatible with Version D & E ECU's	ABS15

Remanufactured Meritor WABCO Style ABS Valves Modulator Valves

Features:


- Regulates air pressure to each ABS controlled brake
- Compatible with all versions of Meritor WABCO Style ECUs

Specifications:

Voltage: 12V
 Modulator Valve Ports: 1/2" - 14 NPT
 Application: Truck/Tractor/Bus

Notes:

- 1) Each individual modulator valve includes (1) o-ring, (2) mounting bolts and grease pack.



Service Part No.	Product Description	Connector Type	System Configuration	Core Group
4721950050X	Reman. Modulator Valve - In Line Style	Screw-In	One Delivery 180° from Supply	ABS1
4721950520X	Reman. Modulator Valve - In Line Style	Bayonet	One Delivery 180° from Supply	ABS1
4721950760X	Reman. Modulator Valve - Left	Bayonet	4S/4M	ABS7
4721950770X	Reman. Modulator Valve - Right	Bayonet	4S/4M	ABS7
4721950780X	Reman. Modulator Valve - Left	Bayonet	4S/4M, 6S/4M, 6S/6M	ABS7
4721950790X	Reman. Modulator Valve - Right	Bayonet	4S/4M, 6S/4M, 6S/6M	ABS7
4721950800X	Reman. Modulator Valve - Left	Screw-In	4S/4M	ABS7
4721950810X	Reman. Modulator Valve - Right	Screw-In	4S/4M	ABS7
4721950820X	Reman. Modulator Valve - Left	Screw-In	4S/4M, 6S/4M, 6S/6M	ABS7
4721950830X	Reman. Modulator Valve - Right	Screw-In	4S/4M, 6S/4M, 6S/6M	ABS7

Remanufactured Meritor WABCO Style ABS Valve and ECU Assemblies



Features:

- ABS Valve and ECU included
- For all trailers manufactured after 3/1/01

Specifications:

Voltage: 12V
Application: Trailers and Dollies

Notes:

- 1) Use Part Number 8946062752K ABS Modulator Valve Cable to connect 1M ECU to Relay Valve on 4005001010X and 4005001040X.

Service Part No.	Product Description	Control Port	Delivery Port	Supply Port	Exhaust Port	Core Group
4005001010KX	Reman. WABCO 2S/1M Trailer ABS Assembly - Includes Cable	3/8"-18	3/8"-18	3/4"-14	Not Threaded	ABS20
4005001010X	Reman. WABCO 2S/1M Trailer ABS Assembly	3/8"-18	3/8"-18	3/4"-14	Not Threaded	ABS20
4005001020X	Reman. WABCO 2S/1M Trailer ABS Assembly	1/4"-18	3/8"-18	3/4"-14	Not Threaded	ABS21
4005001030X	Reman. Premium WABCO 2S/1M Trailer ABS Assembly	1/4"-18	3/8"-18	3/4"-14	Not Threaded	ABS21
4005001040X	Reman. WABCO 2S/1M Trailer ABS Assembly	3/8"-18	3/8"-18	3/4"-14	Not Threaded	ABS20
4008506020X	Reman. WABCO ABS 2M Valve Only	1/4"-18	3/8"-18	3/4"-14	Not Threaded	ABS23
4721950330X	Reman. WABCO ABS 2M Valve Only	1/4"-18	3/8"-18	3/4"-14	Not Threaded	ABS22

Service Valves and ECUs for OEM Assemblies

Identify the replacement ABS valve only or ECU only, for OEM Assemblies using the chart below. Begin with the OE number found on the metal tag on the valve. Repairing just the valve or ECU will decrease both time and cost of repair. If your customer desires a complete assembly, please contact Haldex for availability.

OEM Valve and ECU Assembly Part No.	Valve Service Part No.	ECU Service Part No.
400180	AL364040	AQ960502
400180A	AL364040	AQ960502
400180AA	AL364041	AQ960502
400180AB	AL364041	AQ960502
400180AC	AL364041	AQ960502
400180AD	AL364046	AQ960502
400180B	AL364040	AQ960502
400180BA	AL364040	AQ960502
400180BB	AL364040	AQ960502
400180BC	AL364045	AQ960502
400180BD	AL364040	AQ960502
400180BE	AL364045	AQ960502
400180CA	AL364041	AQ960502
400180CB	AL364041	AQ960502
400180CC	AL364046	AQ960502
400180CD	AL364046	AQ960502
400180CE	AL364046	AQ960502
400211	AL364040	AQ960502
400211AA	AL364045	AQ960502
400211BA	AL364041	AQ964110
400211BB	AL364041	AQ960502
400211BC	AL364041	AQ964110
400211BD	AL364041	AQ964110
400211CA	AL364046	AQ964110
400211DA	AL364040	AQ964111
400211DB	AL364040	AQ964111
400211DC	AL364040	AQ964111
400211EA	AL364045	AQ964111
400211EB	AL364045	AQ964111
400211FA	AL364041	AQ964111
400211FB	AL364041	AQ964111
400211FC	AL364041	AQ964111

OEM Valve and ECU Assembly Part No.	Valve Service Part No.	ECU Service Part No.
40211GA	AL364046	AQ964111
400211GB	AL364046	AQ964111
830005001	AL833000	AL919337
N4306AB	AL430614	AQ960502
N4306AC	AL430614	AQ960502
N4306AE	AL430614	AQ960502
N4306AH	AL430614	AQ960502
N4306AJ	AL430614	AQ960502
N4306AK	AL430614	AQ960502
N4306AL	AL430614	AQ960502
N4306AM	AL430614	AQ960502
N4306BC	AL430623	N/A
N4306BD	AL430624	N/A
N4306CA	AL430614	N/A
N4306CB	AL430614	N/A
N4306CC	AL430614	N/A
N4306CD	AL430614	N/A
N4306DB	AL430644	N/A
N4306DC	AL430644	N/A
N4306DD	AL430644	N/A
N4306FA	AL430664	N/A
N4306FB	AL430664	N/A
N4306FC	AL430664	N/A
N4306FD	AL430664	N/A
N4306HA	AL430620	N/A
N4307BA	AL430624	AQ964110
N4307BB	AL430624	AQ964110
N4307BC	AL430624	AQ964110
N4307BD	AL430624	AQ964110
N4307CA	AL430614	AQ964111
N4307CB	AL430614	AQ964111
N4307CC	AL430614	AQ964111

Notes:

- 1) Mounting brackets may need to be transferred from existing valve or ECU.
- 2) OEM assembly part number is embossed on metal tag.
- 3) Frame or reservoir mount modulator valves may be used in both applications by repositioning cover.

Service Valves and ECUs for OEM Assemblies

Identify the replacement ABS valve only or ECU only, for OEM Assemblies using the chart below. Begin with the OE number found on the metal tag on the valve. Repairing just the valve or ECU will decrease both time and cost of repair. If your customer desires a complete assembly, please contact Haldex for availability.

OEM Valve and ECU Assembly Part No.	Valve Service Part No.	ECU Service Part No.
N4307CF	AL430614	AQ964111
N4307CG	AL430614	AQ964110
N4307DA	AL430644	AQ960502
N4307DB	AL430644	AQ960502
N4307DC	AL430644	AQ960502
N4307FA	AL430664	AQ960502
N4307FB	AL430664	AQ960502
N4307FC	AL430664	AQ960502
N4307FD	AL430664	AQ960502
N4307HA	AL430620	N/A
N4308A	AL430644	AQ964111
N4308AA	AL430644	AQ964111
N4308AB	AL430614	AQ964111
N4308AC	AL430614	AQ964111
N4308AD	AL430644	AQ964111
N4308AE	AL430664	AQ964111
N4308AF	AL430624	AQ964111
N4308AG	AL430624	AQ964111
N4308AH	AL430664	AQ964111
N4308B	AL430614	AQ964111
N4308C	AL430614	AQ964111
N4308D	AL430644	AQ964111
N4308E	AL430644	AQ964111
N4308F	AL430614	AQ964111
N4308G	AL430614	AQ964111
N4308H	AL430644	AQ964111
N4308J	AL430664	AQ964111
N4308K	AL430624	AQ964111
N4308L	AL430624	AQ960502
N4308M	AL430664	AQ960502
N4308N	AL430664	AQ964110
N4308P	AL430624	AQ960502
N4308R	AL430624	AQ964110

OEM Valve and ECU Assembly Part No.	Valve Service Part No.	ECU Service Part No.
N4308S	AL430664	AQ964110
N4308T	AL430644	AQ964110
N4308W	AL430644	AQ964111
N4308Y	AL430664	AQ964111
N4308Z	AL430664	AQ964111
N9000A	AL364040	AQ960502
N9000AA	AL364041	AQ960502
N9000AB	AL364046	AQ960502
N9000AC	AL364041	AQ964110
N9000AD	AL364046	AQ964110
N9000AE	AL364041	AQ964110
N9000B	AL364045	AQ960502
N9000BA	AL430624	AQ964110
N9000BB	AL430624	AQ964110
N9000BC	AL430624	AQ960502
N9000BD	AL430624	AQ960502
N9000BE	AL430664	AQ960502
N9000BF	AL430664	AQ960502
N9000BG	AL430624	AQ964110
N9000BH	AL430624	AQ964110
N9000C	AL364040	AQ964110
N9000CA	AL430614	AQ964110
N9000CB	AL430614	AQ964110
N9000CC	AL430614	AQ960502
N9000CD	AL430614	AQ960502
N9000CE	AL430644	AQ960502
N9000CF	AL430644	AQ960502
N9000CG	AL430614	AQ964110
N9000CH	AL430614	AQ964110
N9000D	AL364045	AQ964110
N9000DA	AL430614	AQ964110
N9000DB	AL430614	AQ964110
N9000DC	AL430644	AQ964110

Notes:

- 1) Mounting brackets may need to be transferred from existing valve or ECU.
- 2) OEM assembly part number is embossed on metal tag.
- 3) Frame or reservoir mount modulator valves may be used in both applications by repositioning cover.

Service Valves and ECUs for OEM Assemblies

Identify the replacement ABS valve only or ECU only, for OEM Assemblies using the chart below. Begin with the OE number found on the metal tag on the valve. Repairing just the valve or ECU will decrease both time and cost of repair. If your customer desires a complete assembly, please contact Haldex for availability.

OEM Valve and ECU Assembly Part No.	Valve Service Part No.	ECU Service Part No.
N9000DD	AL430644	AQ964110
N9000DE	AL430644	AQ964110
N9001A	AL364040	AL919339
N9001AA	AL364041	AL919338
N9001AB	AL364046	AL919338
N9001AC	AL364041	AL919338
N9001AD	AL364041	AL919339
N90001AE	AL364046	AL919339
N9001B	AL364045	AL919339
N9001BA	AL430624	AL919338
N9001BB	AL430624	AL919338
N9001BC	AL430624	AL919338
N9001BE	AL430664	AL919339
N9001BF	AL430664	AL919339
N9001BG	AL430624	AL919340
N9001BH	AL430624	AL919340
N9001BJ	AL430624	AL919339
N9001CA	AL430614	AL919338
N9001CB	AL430614	AL919338
N9001CC	AL430614	AL919338
N9001CE	AL430644	AL919339
N9001CF	AL430644	AL919339
N9001CG	AL430614	AL919339
N9001CH	AL430614	AL919338
N9001DA	AL430614	AL919338
N9001DB	AL430614	AL919338
N9001DC	AL430624	AL919338
N9001DD	AL430624	AL919338
N9001DE	AL430614	AL919338
N9001DF	AL430614	AL919338
N9001DG	AL430644	AL919339
N9001DH	AL430644	AL919339
N9001DJ	AL430664	AL919339

OEM Valve and ECU Assembly Part No.	Valve Service Part No.	ECU Service Part No.
N9001JA	AL430666	AL919338
N9001JB	AL430666	AL919338
N9001JC	AL430666	AL919338
N9001JD	AL430670	AL929339
N9001JE	AL430666	AL919339
N9001KA	AL430668	AL919338
N9001KB	AL430668	AL919338
N9001KC	AL430668	AL919339
N9001KD	AL430668	AL919338
N9001KE	AL430672	AL919339
N9001ZA	AL364046	AL919338
N9002A	AL364040	AL919342
N9002AA	AL364041	AL929342
N9002AB	AL364046	AL919342
N9002AC	AL364046	AL919342
N9002AD	AL364046	AL919342
N9002AE	AL364045	AL919342
N9002B	AL364040	AL919342
N9002BA	AL430624	AL919342
N9002BB	AL430624	AL919342
N9002BC	AL430624	AL919342
N9002BE	AL430664	AL919342
N9002CA	AL430614	AL919342
N9002CB	AL430614	AL919342
N9002CC	AL430614	AL919342
N9002CE	AL430644	AL919342
N9002CF	AL430644	AL919342
N9002DA	AL430644	AL919342
N9002JA	AL430670	AL919342
N9002JB	AL430670	AL919342
N9002JC	AL430666	AL919342
N9002JD	AL430666	AL919342
N9002KA	AL430672	AL919342

Notes:

- 1) Mounting brackets may need to be transferred from existing valve or ECU.
- 2) OEM assembly part number is embossed on metal tag.
- 3) Frame or reservoir mount modulator valves may be used in both applications by repositioning cover.



Haldex develops and provides reliable and innovative solutions with focus on brake and air suspension products to the global commercial vehicle industry.

Listed on the Stockholm Stock Exchange, Haldex has annual sales of approximately 3.9 billion SEK and employs about 2,200 people.

haldex.com

Haldex Brake Products Corporation

10930 N. Pomona Avenue
Kansas City, MO 64153
PH: 816-891-2470
FX: 816-891-9447

Haldex Limited/Haldex Limitée

500 Pinebush Road, Unit 1
Cambridge, ON N1T 0A5 Canada
PH: 519-621-6722
FX: 519-621-3924